

**PG-12V150 FR 12 Volt 166 AH @ 20-hr. rate**  
**153 AH @ 10-hr. rate**

**Rechargeable Sealed Lead Acid Battery**  
**Designed for Cyclic, Standby, and Solar Applications**

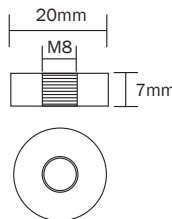


**We've Got The Power.™**

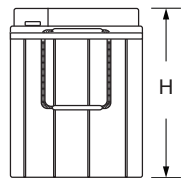



## Terminals (mm)

- T11 - THREADED INSERT - 8mm STUD



## Physical Dimensions: in (mm)



**L: 19.10 (485) W: 6.70 (170) H: 9.53 (242) HT: 8.82 (224)**

Tolerances are +/- 0.04 in. (+/- 1mm) and +/- 0.08 in. (+/- 2mm) for height dimensions. All data subject to change without notice.

## Features

- **Long Service Life** - Thick plate design and efficient gas recombination yield a service life expectancy of up to 10 years in standby mode.
- **Low Internal Resistance** - Superb high-rate discharge characteristics ensure reliable performance in UPS and Telecom applications.
- **Maintenance-Free, Non-Spillable** - Proven VRLA technology guarantees safe operation without maintenance and 'non-restricted article' status for transportation.
- **Handles** - Integral carrying handles.
- **Low Self-Discharge** - Lead-calcium alloy grids and use of high purity lead account for superior shelf-life characteristics permitting storage for extended periods of time.
- **Designed-In Reliability** - Cutting-edge manufacturing and process control combined with meticulous quality assurance procedures guarantee consistent and dependable performance.

## Performance Specifications

**Nominal Voltage** ..... 12 volts (6 cells)

**Nominal Capacity**

20-hr. (8.30A to 10.80 volts) .....	166.0 AH
10-hr. (15.3A to 10.80 volts) .....	153.0 AH
8-hr. (18.3A to 10.50 volts).....	146.4 AH
5-hr. (26.30A to 10.50 volts) .....	131.5 AH
3-hr. (39.80A to 10.50 volts) .....	119.4 AH
1-hr. (91.8A to 9.60 volts) .....	91.8 AH

**Approximate Weight** ..... 103 lbs. (46.7 kg)

**Energy Density (10-hr. rate)** ..... 1.51 W-h/in<sup>3</sup> (91.87 W-h/l)

**Specific Energy (10-hr. rate)** ..... 17.83 W-h/lb (39.30 W-h/kg)

**Internal Resistance (approx.)** ..... 4.0 milliohms

**Max Short-Duration Discharge Current (10 Sec.)**..... 900 amperes

**Shelf Life (% of nominal capacity at 68 °F (20 °C))**

1 Month .....	97%
3 Months.....	91%
6 Months .....	83%

### Operating Temperature Range

Charge .. -4 °F (-20 °C) to 122 °F (50 °C)

Discharge..... -40 °F (-40 °C) to 140 °F (60 °C)

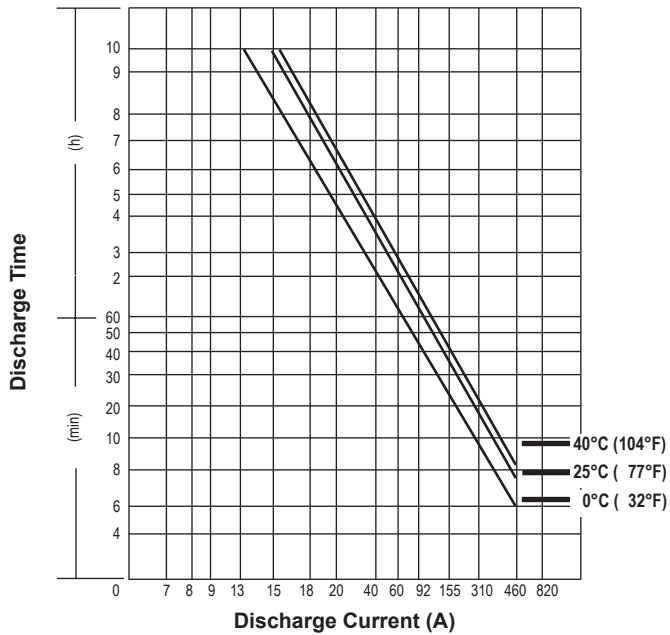
**Case** ..... ABS Plastic (UL94 V-O flame retardant)

**Power-Sonic Chargers** ..... n/a

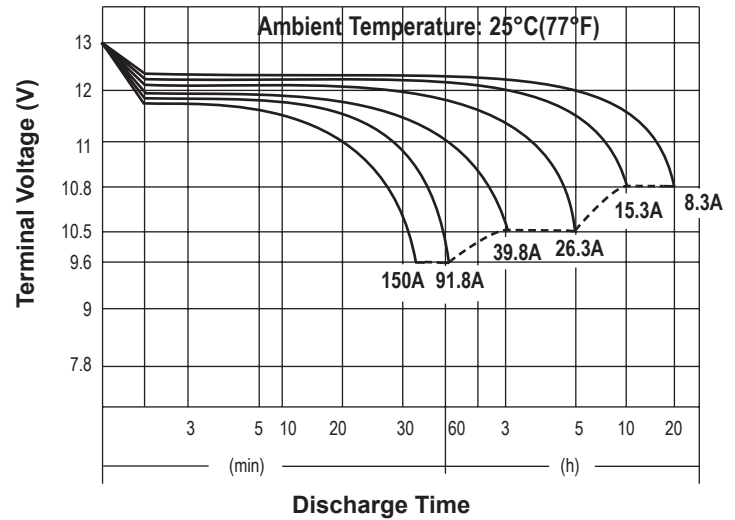
**Constant Current & Power Discharge Ratings**

MODEL	FINAL VOLTAGE	AMPS/WATTS PER CELL @ 25° C													
		5 MIN		10 MIN		15 MIN		20 MIN		30 MIN		45 MIN		60 MIN	
		A	W	A	W	A	W	A	W	A	W	A	W	A	W
<b>PG-12V150 FR</b>	1.80	290	618	248	504	215	433	190	363	155	302	112	220	90	179
	1.75	332	640	270	545	235	445	209	399	165	323	122	230	91	180
	1.67	380	668	310	579	271	498	228	421	175	329	121	239	91.7	181
	1.60	470	692	342	689	280	516	230.5	426	176	340	122.4	243	91.8	183

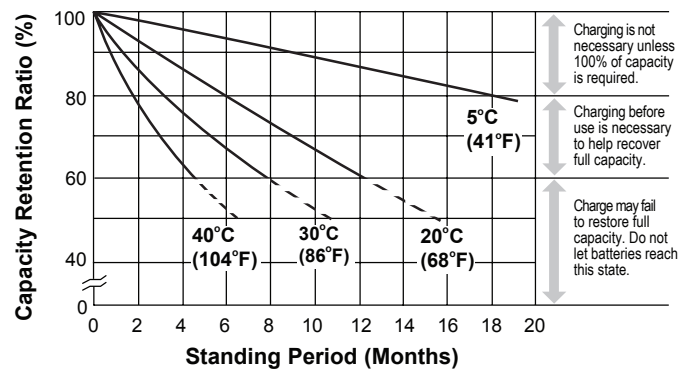
**Discharge Time vs. Discharge Current**



**Discharge Characteristics**



**Shelf Life & Storage**



**Charging**

**Cycle Applications:** Limit initial current to 25.0A. Charge until battery voltage (under charge) reaches 14.4 to 14.7 volts at 68 °F (20 °C). Hold at 14.4 to 14.7 volts until current drops to under 1.53A. Battery is fully charged under these conditions, and charger should be disconnected or switched to “float” voltage.

**“Float” or “Stand-By” Service:** Hold battery across constant voltage source of 13.5 to 13.8 volts continuously. When held at this voltage, the battery will seek its own current level and maintain itself in a fully charged condition.

**Note:** Due to the self-discharge characteristics of this type of battery, it is imperative that they be charged within 6 months of storage, otherwise permanent loss of capacity might occur as a result of sulfation.

**Chargers**

Power-Sonic offers a wide range of chargers suitable for batteries up to 100AH. Please refer to the Charger Selection Guide in our specification sheets for “C-Series Switch Mode Chargers” and “Transformer Type A and F Series”. Please contact our Technical department for advice if you have difficulty in locating suitable models.

**Further Information**

Please refer to our website [www.power-sonic.com](http://www.power-sonic.com) for a complete range of useful downloads, such as product catalogs, material safety data sheets (MSDS), ISO certification, etc..

**Contact Information**

[www.power-sonic.com](http://www.power-sonic.com)

**DOMESTIC SALES**  
Tel: +1-619-661-2020  
Fax: +1-619-661-3650  
national-sales@power-sonic.com

**CUSTOMER SERVICE**  
Tel: +1-619-661-2030  
Fax: +1-619-661-3648  
customer-service@power-sonic.com

**TECHNICAL SUPPORT**  
Tel: +1-619-661-2020  
Fax: +1-619-661-3648  
support@power-sonic.com

**INTERNATIONAL SALES**  
Tel: +1-650-364-5001  
Fax: +1-650-366-3662  
international-sales@power-sonic.com